

# ONLINE PRESENTATION

## What are the requirements? How to make?

On November 11-14, 2020, Opening ceremony, Plenary session and meetings of the scientific sections of IPICSE-2020 will be held in the [online format](#).

If you are online speaker (will make a presentation online (via the Zoom service)), [you need to prepare presentation of your report and make a presentation online](#).

If you know how to make online presentation, check out the following requirements:

- Duration: 5-10 minutes
- There is sound
- Speech language: English
- Business style clothing
- Using the webcam and microphone

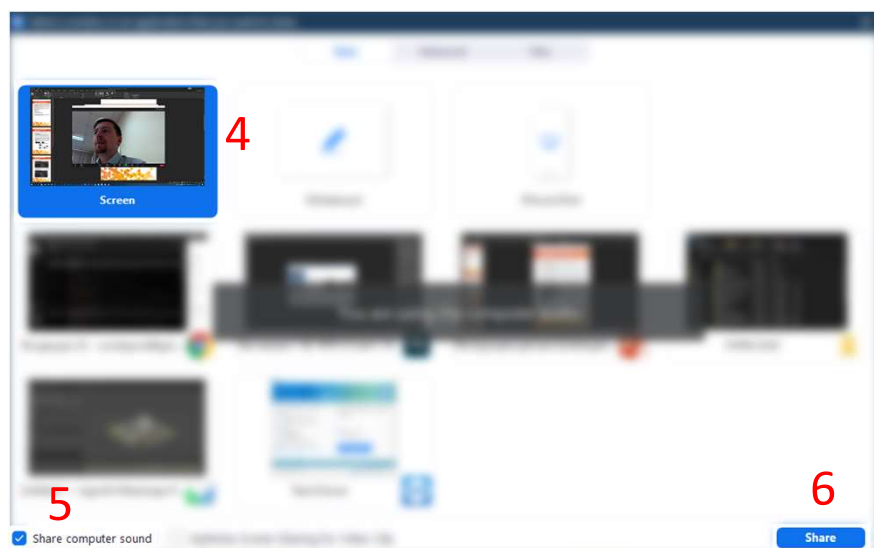
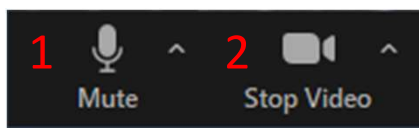
If you do not know how to make a video presentation, we have described step-by-step instructions.

# ONLINE PRESENTATION

## How to do? Zoom.

On November 11-14, all meeting will be held in the **online format** by using Zoom.

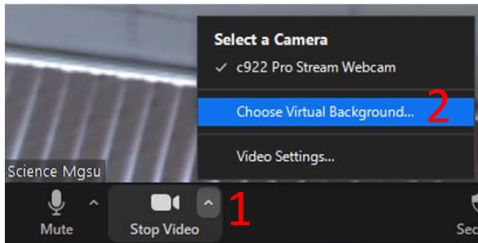
1. Create a presentation of your speach and prepare it to run on your computer screen.
2. Install the Zoom app (<https://zoom.us/>) and open it. Create an account in the app (if you don't have one) or log in.
3. Join the conference using the instructions in the email (you will receive an email with instructions one day before your performance).
4. When the moderator of the section asks you to make your presentation, turn on the webcam, microphone and screen sharing, make your presentation and turn off the webcam, microphone and screen sharing after this.



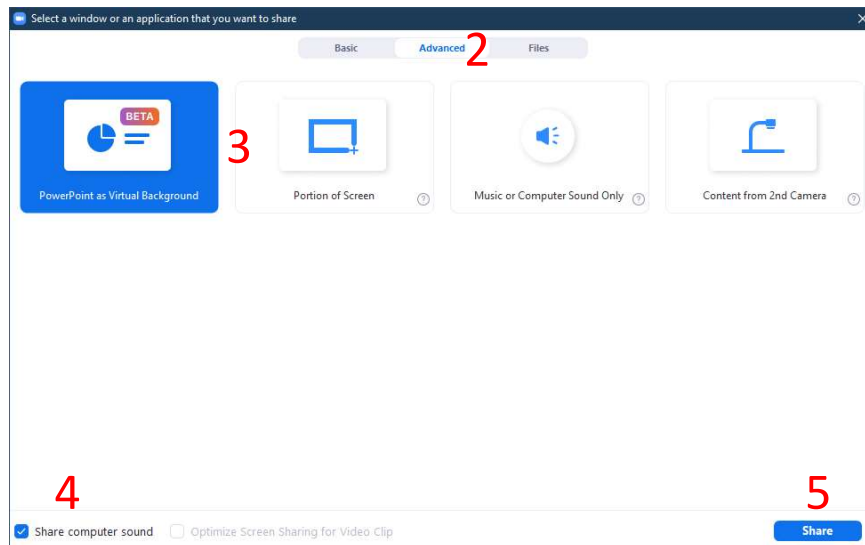
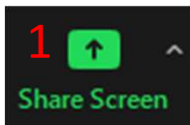
# ONLINE PRESENTATION

## How to do? Zoom.

- Note that you can use a dedicated background for the video.



- If your presentation does not contain video, audio or animation, you can use it as a background.



- Please make sure your camera and microphone are turned off when you are not giving a presentation.